



FEATURES

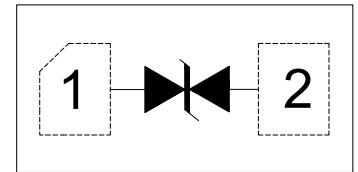
- ◇ Small body outline dimensions :0.6mm×0.3mm
- ◇ Protects one bi-directional I/O line
- ◇ Low clamping voltage
- ◇ Low operating voltage: 3.3V
- ◇ RoHS compliant



DFN0603-2L(Bottom view)

MAIN APPLICATIONS

- ◇ Cell phone handsets and accessories
- ◇ Personal digital assistants (PDA's)
- ◇ Notebooks, desktops, and servers
- ◇ Portable instrumentation
- ◇ Communication systems



Pin Configuration(Top view)

PROTECTION SOLUTION TO MEET

- ◇ IEC61000-4-2 (ESD) ±30kV (air), ±30kV (contact)
- ◇ IEC61000-4-4 (EFT) 40A(5/50ns)
- ◇ IEC61000-4-5(Lightning) 7A(8/20us)

MECHANICAL CHARACTERISTICS

- ◇ DFN0603-2L package
- ◇ Molding compound flammability rating : UL 94V-0
- ◇ Quantity per reel : 10,000pcs
- ◇ Lead finish : lead free
- ◇ Marking code: B/M

ABSOLUTE MAXIMUM RATINGS(T_A=25°C, RH=45%-75%, unless otherwise noted)

Parameter	Symbol	Value	Unit
Peak pulse power dissipation on 8/20 μs waveform	P _{PP}	60	W
ESD per IEC 61000-4-2 (Air)	V _{ESD}	+/- 30	kV
ESD per IEC 61000-4-2 (Contact)		+/- 30	
Lead soldering temperature	T _L	260 (10 sec.)	°C
Operating junction temperature range	T _J	-55 to +125	°C
Storage temperature range	T _{STG}	-55 to +150	°C

ELECTRICAL CHARACTERISTICS($T_A=25^{\circ}C$)

Parameter	Symbol	Condition	Min	Typ	Max	Unit
Reverse working voltage	V_{RWM}				3.3	V
Reverse breakdown voltage	V_{BR}	$I_T=1mA$	3.6			V
Reverse leakage current	I_R	$V_{RWM}=3.3V$			100	nA
Peak pulse current	I_{pp}	$t_p=8/20\mu s$			7	A
Clamping voltage	V_C	$I_{PP}=1A, t_p=8/20\mu s$		5.5	7	V
		$I_{PP}=7A, t_p=8/20\mu s$		8.5	10	V
Junction capacitance	C_J	$V_{RWM}=0V, f=1MHz$		10		pF

RATINGS AND V-I CHARACTERISTICS CURVES ($T_A=25^{\circ}C$, unless otherwise noted)

FIG.1: V- I curve characteristics (Bi-directional)

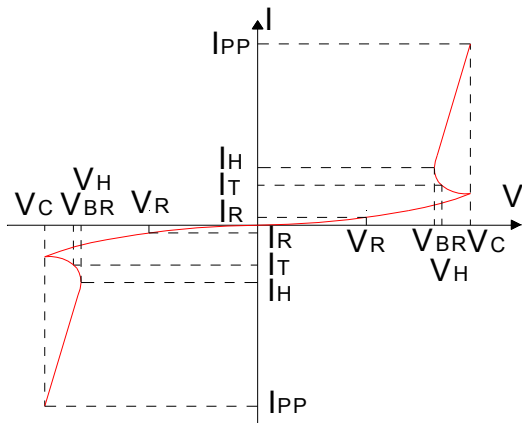


FIG.2: Pulse waveform (8/20μs)

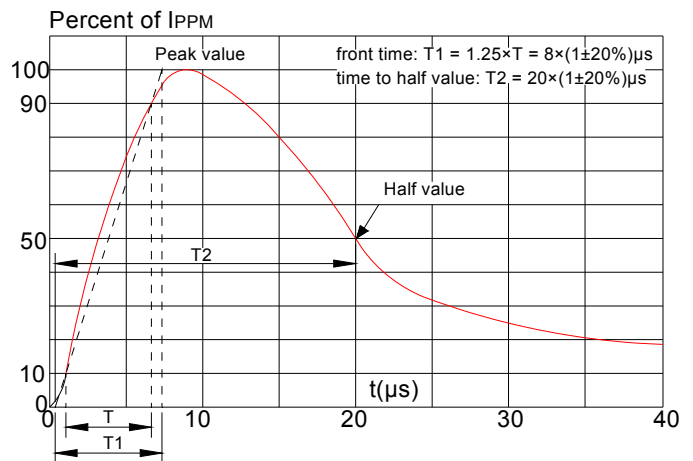


FIG.3: Pulse derating curve

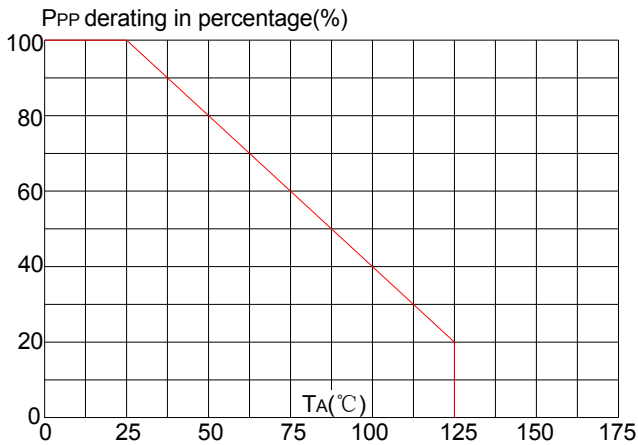
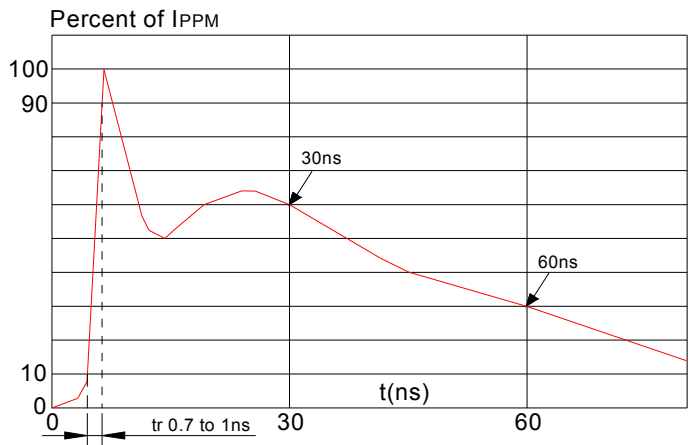
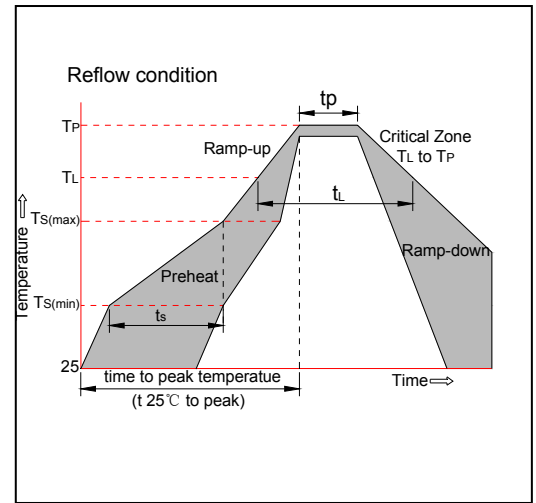


FIG.4: ESD clamping (30KV contact)

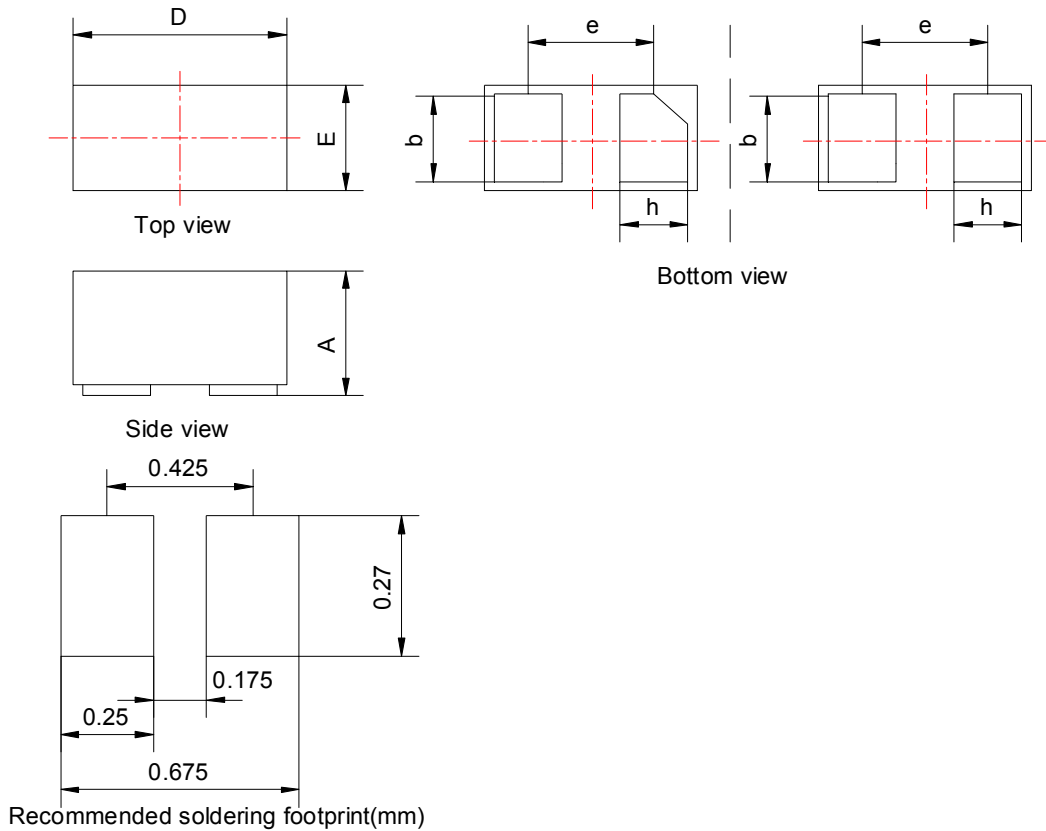


SOLDERING PARAMETERS

Reflow Condition		Pb-Free assembly (see figure at right)
Pre Heat	-Temperature Min ($T_{s(min)}$)	+150°C
	-Temperature Max($T_{s(max)}$)	+200°C
	-Time (Min to Max) (t_s)	60-180 secs.
Average ramp up rate (Liquidus Temp (T_L)to peak)		3°C/sec. Max
$T_{s(max)}$ to T_L - Ramp-up Rate		3°C/sec. Max
Reflow	-Temperature(T_L)(Liquidus)	+217°C
	-Temperature(t_L)	60-150 secs.
Peak Temp (T_p)		+260(+0/-5)°C
Time within 5°C of actual Peak Temp (t_p)		20-40secs.
Ramp-down Rate		6°C/sec. Max
Time 25°C to Peak Temp (T_p)		8 min. Max
Do not exceed		+260°C

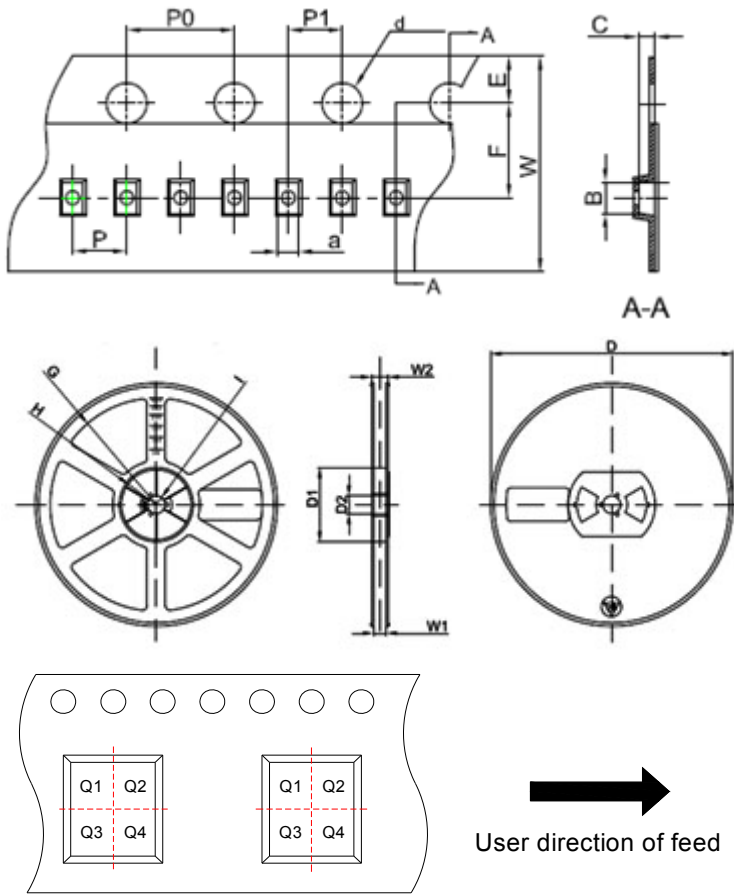


PACKAGE MECHANICAL DATA



Symbol	Millimeters			Inches		
	Min.	Typ.	Max.	Min.	Typ.	Max.
A	0.25	0.30	0.34	0.010	0.012	0.013
D	0.55	0.60	0.65	0.022	0.024	0.026
E	0.25	0.30	0.35	0.010	0.012	0.014
b	0.2	0.23	0.3	0.008	0.009	0.012
e	0.4			0.016		
h	0.13	0.17	0.24	0.005	0.007	0.009

TAPE AND REEL INFORMATION-DFN0603-2L



Pin 1 quadrant:Q1&Q2

Packaging Description:

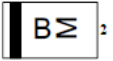
DFN0603-2L parts are shipped in tape. The carrier tape is made from a dissipative(carbon filled) polycarbonate resin. The cover tape is a multilayer film(heat activated adhesive in nature)primarily composed of polyester film, adhesive layer, sealant, and anti-static sprayed agent. These reeled parts in standard option are shipped with 10,000units per 7" or 17.8cm diameter reel. The reels are clear in color and made of polystyrene plastic(anti-static coated).

Symbol	Millimeters	Inches
	Typ.	Typ.
a	0.41	0.016
B	0.70	0.028
C	0.38	0.015
d	Φ1.50	Φ0.059
E	1.75	0.069
F	3.50	0.138
P0	4.00	0.157
P	2.00	0.079
P1	2.00	0.079
W	8.00	0.315
D	Φ178	Φ7.008
D1	54.40	2.142
D2	13.00	0.512
G	R78.00	R3.071
H	R25.60	R1.008
I	R6.50	R0.256
W1	9.50	0.374
W2	12.30	0.484

ORDERING INFORMATION

PART No.	PACKAGE TYPE	QUANTITY(PCS) REEL	DESCRIPTION
JEB03DS-A	DFN0603-2L	10,000	7 inch reel pack

MARKING CODE

Part Number	Marking Code
JEB03DS-A	<div style="text-align: center;">  </div> <p>B = Specific Device Code M = Month Code</p>

Information furnished in this document is believed to be accurate and reliable. However, Jiangsu JieJie Microelectronics Co.,Ltd assumes no responsibility for the consequences of use without consideration for such information nor use beyond it.

Information mentioned in this document is subject to change without notice, apart from that when an agreement is signed, Jiangsu JieJie complies with the agreement.

Products and information provided in this document have no infringement of patents. Jiangsu JieJie assumes no responsibility for any infringement of other rights of third parties which may result from the use of such products and information.

This document is the 3.5th version which is made in 27-Oct.-2020. This document supersedes and replaces all information previously supplied.

 is a registered trademark of Jiangsu JieJie Microelectronics Co.,Ltd.

Copyright©2020Jiangsu JieJie Microelectronics Co.,Ltd. Printed All rights reserved.