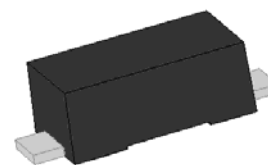




### DESCRIPTION:

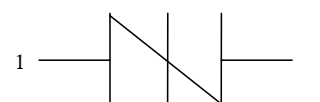
P0080DV low capacitance protection devices are a type of semiconduct components. They are designed in applications: modems, telephones, line cards, answering machines, FAX machines, SLICs, T1/E1, xDSL, PBXs and more.



SOD-123FL

### FEATURES:

- ✧ Low profile package.
- ✧ Low on-state voltage.
- ✧ Excellent capability of absorbing transient surge.
- ✧ Quick response to surge voltage (ns Level).
- ✧ Eliminates overvoltage caused by fast rising transients.
- ✧ Moisture sensitivity level: Level 1.
- ✧ Non degenerative.



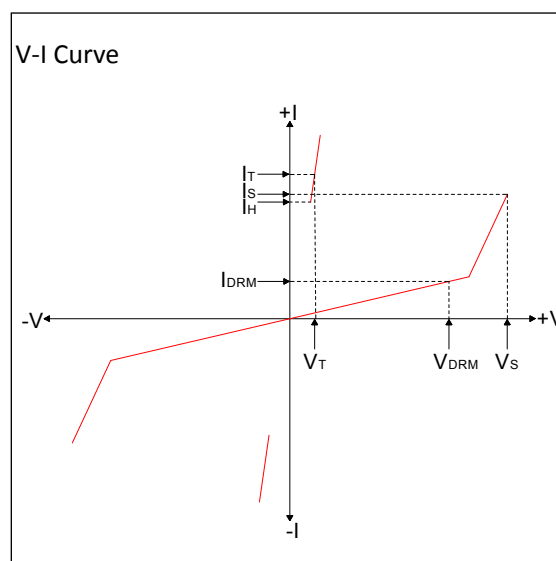
Symbol

### ABSOLUTE MAXIMUM RATINGS (T<sub>A</sub>=25°C, RH=45%-75%, unless otherwise noted)

Parameter	Symbol	Value	Unit
Storage temperature range	T <sub>STG</sub>	-60 to +150	°C
Operating junction temperature range	T <sub>J</sub>	-40 to +125	°C
Repetitive peak pulse current@10/1000μs	I <sub>PP</sub>	18	A

### ELECTRICAL CHARACTERISTICS (T<sub>A</sub>=25°C)

Symbol	Parameter
V <sub>DRM</sub>	Peak off-state voltage
I <sub>DRM</sub>	Off-state current
V <sub>S</sub>	Switching voltage
I <sub>S</sub>	Switching current
V <sub>T</sub>	On-state voltage
I <sub>T</sub>	On-state current
I <sub>H</sub>	Holding current
C <sub>O</sub>	Off-state capacitance



MARKING



P08DV:Device Marking Code

ELECTRICAL CHARACTERISTICS (T<sub>A</sub>=25°C, continued)

Part Number	I <sub>DRM</sub> @V <sub>DRM</sub>		V <sub>S</sub> <sup>①</sup> @I <sub>S</sub>		V <sub>T</sub> @ I <sub>T</sub>		I <sub>H</sub>	C <sub>O</sub> <sup>②</sup>	Marking
	μA	V	V	mA	V	A	mA	pF	
	max	max	max	max	max	max	typ	max	
P0080DV	1	6	15	800	4	2.2	10	10	P08DV

① V<sub>S</sub> is measured at 100KV/s

② Off-state capacitance is measured in V<sub>DC</sub>=2V,V<sub>RMS</sub>=1V, f=1MHz

SURGE RATINGS

Series	I <sub>PP</sub> (A) min			
	2/10μs	1.2/50μs-8/20μs	10/700μs-5/310μs	10/1000μs
V	50	40	25	18

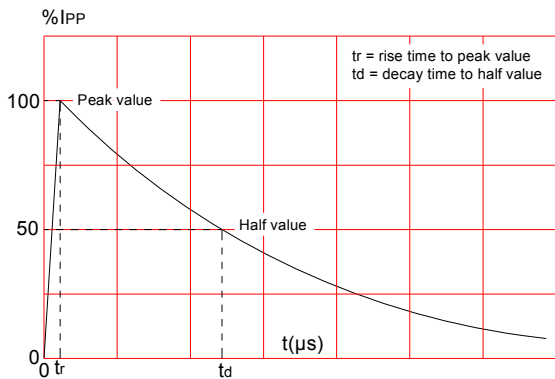
ORDERING INFORMATION

<b>P</b>	<b>008</b>	<b>0</b>	<b>D</b>	<b>V</b>
Series code P: SIDAC	Median voltage	0: Bi-direction	Package Type	Surge ratings:1.0KV(10/700μs)

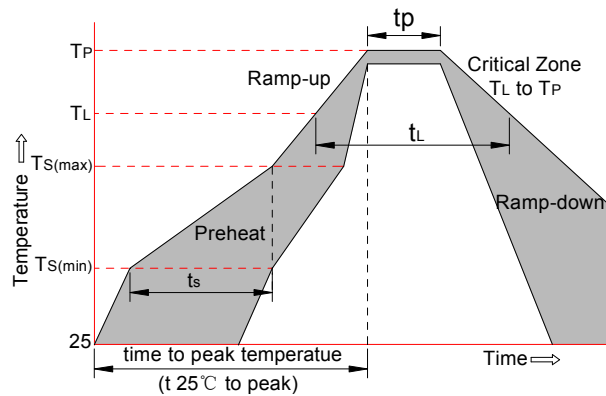
**SOLDERING PARAMETERS**

Reflow Condition		Pb-Free assembly (see FIG.2)
Pre Heat	-Temperature Min ( $T_{s(min)}$ )	+150°C
	-Temperature Max( $T_{s(max)}$ )	+200°C
	-Time (Min to Max) (ts)	60-180 secs.
Average ramp up rate (Liquidus Temp ( $T_L$ ) to peak)		3°C/sec. Max
$T_{s(max)}$ to $T_L$ - Ramp-up Rate		3°C/sec. Max
Reflow	-Temperature( $T_L$ ) (Liquidus)	+217°C
	-Temperature( $t_L$ )	60-150 secs.
Peak Temp ( $T_p$ )		+260(+0/-5)°C
Time within 5°C of actual Peak Temp ( $t_p$ )		30 secs. Max
Ramp-down Rate		6°C/sec. Max
Time 25°C to Peak Temp ( $T_P$ )		8 min. Max
Do not exceed		+260°C

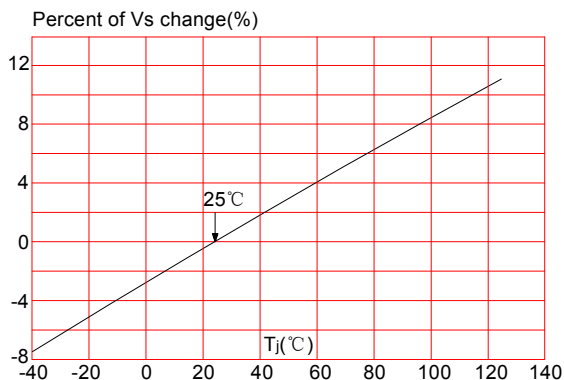
**FIG.1:** tr × td pulse waveform



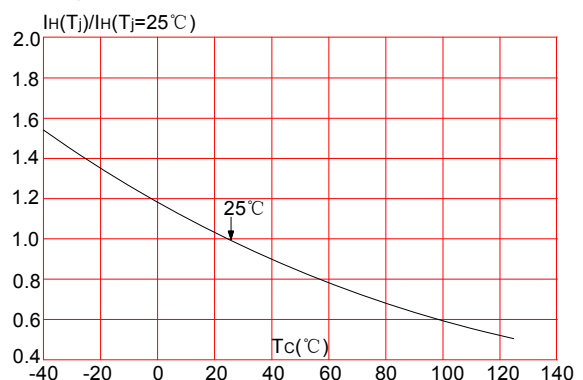
**FIG.2:** Reflow condition



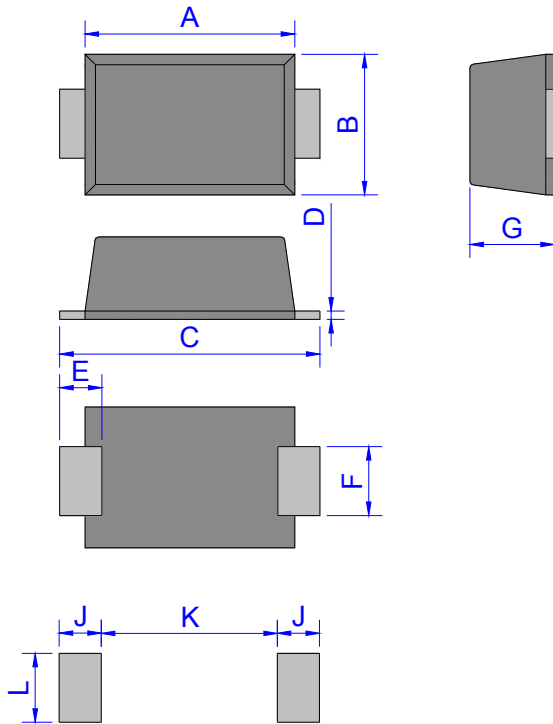
**FIG.3:** Normalized Vs change vs. junction temperature



**FIG.4:** Normalized DC holding current vs. case temperature



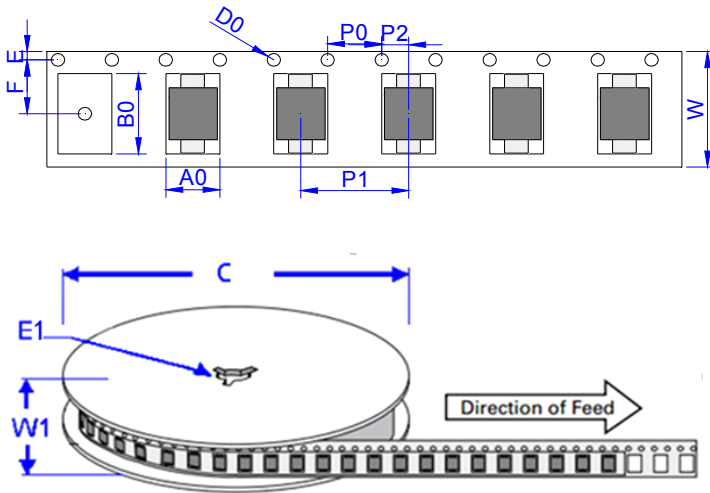
**PACKAGE MECHANICAL DATA**



SOD-123FL

Ref.	Dimensions			
	Millimeters		Inches	
	Min.	Max.	Min.	Max.
A	2.60	3.00	0.102	0.118
B	1.60	2.00	0.063	0.079
C	3.45	3.95	0.136	0.156
D	0.10	0.25	0.004	0.01
E	0.3	0.9	0.012	0.035
F	0.80	1.20	0.031	0.047
G	0.95	1.35	0.037	0.053
J	1.30		0.051	
K		1.70		0.067
L	1.30		0.051	


**TAPE AND REEL SPECIFICATION-SOD-123FL**



Ref.	Dimensions	
	Millimeters	Inches
A0	1.95 ± 0.3	0.077± 0.012
B0	3.95 ± 0.3	0.156 ± 0.012
C	178	7.0
D0	1.55 ± 0.1	0.061 ± 0.004
E	1.75 ± 0.2	0.069 ± 0.008
E1	13.3 ± 0.3	0.524± 0.012
F	3.50 ± 0.2	0.138 ± 0.008
P0	4.00 ± 0.2	0.157 ± 0.008
P1	4.00 ± 0.2	0.157 ± 0.008
P2	2.00 ± 0.2	0.079 ± 0.008
W	8.0± 0.2	0.315 ± 0.008
W1	11.5 ± 1.0	0.453 ± 0.039

PART No.	UNIT WEIGHT (g/PCS) typ.	PACKAGE	REEL (PCS)	DESCRIPTION
P0080DV	0.0135	SOD-123FL	3,000	7 inch reel pack

Information furnished in this document is believed to be accurate and reliable. However, Jiangsu JieJie Microelectronics Co.,Ltd assumes no responsibility for the consequences of use without consideration for such information nor use beyond it. Information mentioned in this document is subject to change without notice, apart from that when an agreement is signed, Jiangsu JieJie complies with the agreement. Products and information provided in this document have no infringement of patents. Jiangsu JieJie assumes no responsibility for any infringement of other rights of third parties which may result from the use of such products and information. This document is the 3.1st version which is made in 24-July-2018. This document supersedes and replaces all information previously supplied.

 is a registered trademark of Jiangsu JieJie Microelectronics Co.,Ltd.  
Copyright©2018 Jiangsu JieJie Microelectronics Co.,Ltd. Printed All rights reserved.